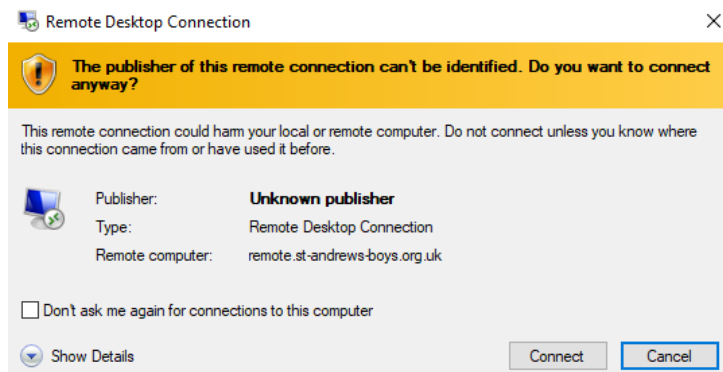


REMOTE ACCESS

Remote Desktop (PC)

1. To save the remote desktop icon onto your home computer (in Chrome right click and 'Save Link as...')
2. Once saved, double click the icon
3. When asked, click connect



4. Enter your school username and password (Please ensure that you can see standby in Domain:
5. Enter Username and Password), next click ok.



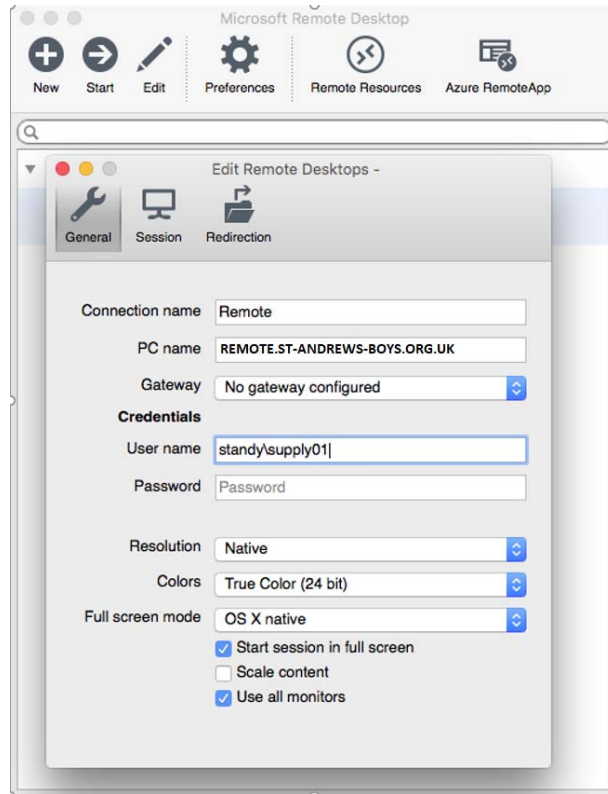
REQUIREMENTS

- A windows PC running Windows XP / Vista / 7 / 8 / 10
- A broadband internet connection.

Remote Desktop (Mac Os)

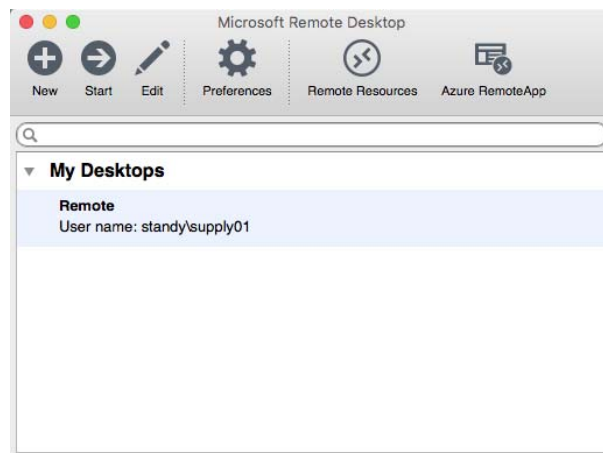
Just download the **Microsoft Remote Desktop App** from your device's Store.

Use configuration Below:



After filling fields, click on red dot (It will close active window).

Next Double click on Remote



Another window will appear – just click on Continue

